



Automatic Weld Size Weld Gauge


For Accurate Calibration of Butt Fillet Type Welds.



Check Reinforcement of Butt Weld



Check The Throat Of Fillet Weld



Check Leg Size Of Fillet Weld